


# Marteloscope de Bouleyres / FR


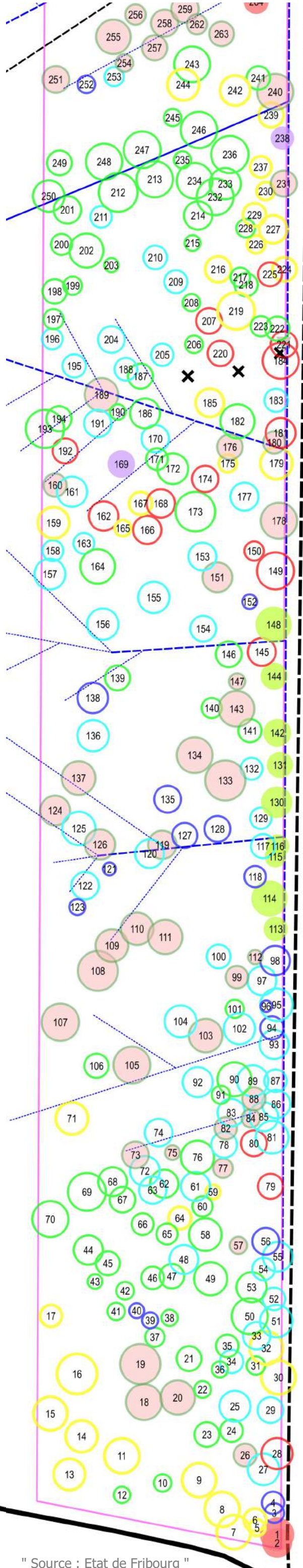


ETAT DE FRIBOURG  
STAAT FREIBURG



## Légende

- |   |   |
|---|---|
| <span style="color: green;">○</span> Sapin                | <span style="border: 1px solid magenta; width: 10px; height: 10px; display: inline-block;"></span> Marteloscope |
| <span style="color: brown;">○</span> Epicéa               | <span style="border: 1px solid magenta; width: 10px; height: 10px; display: inline-block;"></span> 1.11 ha      |
| <span style="color: yellow;">○</span> Hêtre               | <span style="color: grey;">▼</span> Secs sur pied   |
| <span style="color: red;">○</span> Chêne                  | <span style="color: black;">✕</span> Chablis récent   |
| <span style="color: cyan;">○</span> Frêne                 | <span style="color: black;">✱</span> Tas de cailloux  |
| <span style="color: blue;">○</span> Erable sycomore       | <span style="color: blue;">○</span> Gouille   |
| <span style="color: lightgreen;">○</span> Tilleul         | <span style="color: black;">—</span> Chemin   |
| <span style="color: red;">○</span> Erable plane           | <span style="color: black;">- - -</span> Piste  |
| <span style="color: purple;">○</span> Cerisier            | <span style="color: black;">- - -</span> Layon  |
| <span style="color: grey;">○</span> Tremble               | <span style="color: blue;">—</span> Ruisseau  |
| <span style="color: orange;">○</span> Aune noir           | <span style="color: blue;">- - -</span> Drainage  |
| <span style="color: blue;">○</span> Bouleau               | <span style="color: blue;">- - -</span> Coulisse  |
| <span style="color: green;">○</span> Orme                 |   |
| <span style="color: orange;">○</span> Saule               |   |
| <span style="color: magenta;">○</span> Merisier à grappes |   |





## Caractéristiques du peuplement initial (avril 2018)

Surface : 1.1072 ha

Nombre d'essences 15

### Mélange des essences

Essences	N Total	N/ha	G [m <sup>2</sup> ]	G/ha [m <sup>2</sup> ]	V* [sv]	V/ha [sv]
Sapin	143	129	16.15	14.59	193.40	174.67
Epicéa	83	75	8.71	7.87	104.30	94.20
Frêne	125	113	9.79	8.85	114.10	103.05
Hêtre	57	51	5.52	4.98	65.10	58.80
Chêne	25	23	2.78	2.51	34.20	30.89
Tilleul	9	8	0.97	0.88	11.80	10.66
Erable sycomore	25	23	1.12	1.01	11.20	10.12
Aulne noir	2	2	0.40	0.36	4.80	4.34
Erable plane	3	3	0.35	0.32	4.30	3.88
Tremble	1	1	0.21	0.19	2.90	2.62
Cerisier	4	4	0.19	0.17	2.00	1.81
Merisier à grappes	4	4	0.13	0.11	1.10	0.99
Orme	2	2	0.04	0.04	0.40	0.36
Saules	1	1	0.03	0.03	0.30	0.27
Bouleau	1	1	0.02	0.02	0.20	0.18
<b>Total</b>	<b>485</b>	<b>438</b>	<b>46.43</b>	<b>41.94</b>	<b>550.10</b>	<b>496.84</b>

Dont bois mort sur pied 5 0.27 2.7 (0.5%) 2.44

### Répartition des tiges par classe de DHP

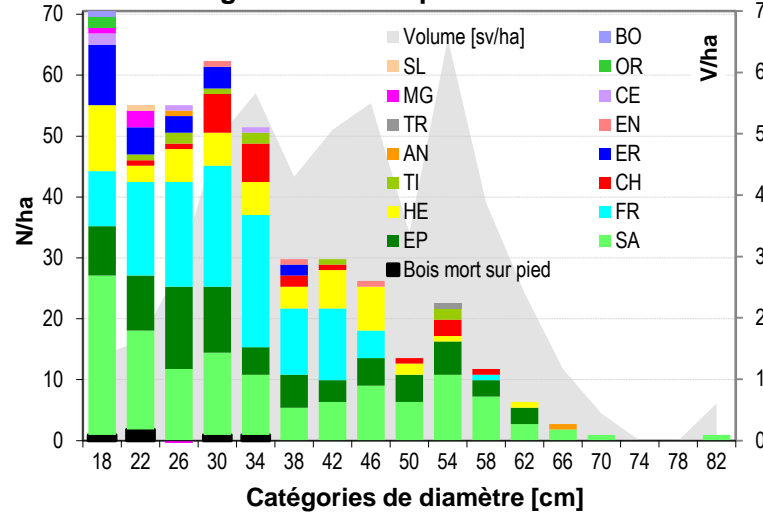
Classes DHP	N Total	N/ha	G [m <sup>2</sup> ]	G/ha [m <sup>2</sup> ]	V* [sv]	V/ha [sv]
Petits bois (P)	199	180	7.45	6.73	64.40	58.16
Bois moyens (M)	192	173	18.25	16.48	220.80	199.42
Gros bois (G)	94	85	20.74	18.73	264.90	239.25
<b>Total</b>	<b>485</b>	<b>438</b>	<b>46.43</b>	<b>41.94</b>	<b>550.10</b>	<b>496.84</b>

P : catégories 18, 22 et 26 cm  
 M : catégories 30, 34, 38 et 42 cm  
 G : catégories 46 cm et supérieures

PMG selon H. Biolley :	
P : 17.5 - 32.5	22%
M : 32.5 - 52.5	49%
G : > 52.5 cm	29%
PMG tige moyenne :	1.14 sv

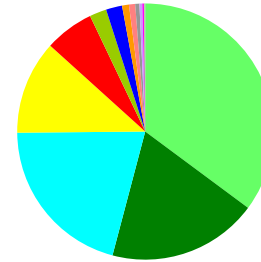
\* Tarif fribourgeois

### Répartition des tiges et du volume par catégories de DHP par hectare

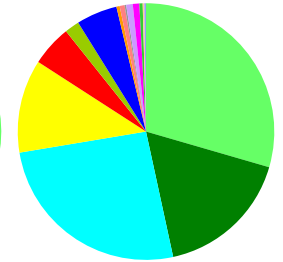


Résineux [% V] : 54%  
 Feuillus [% V] : 46%  
 Volume de la tige moyenne : 1.13 sv  
 Seuil d'inventaire : 16 cm

Répartition des essences [% V]

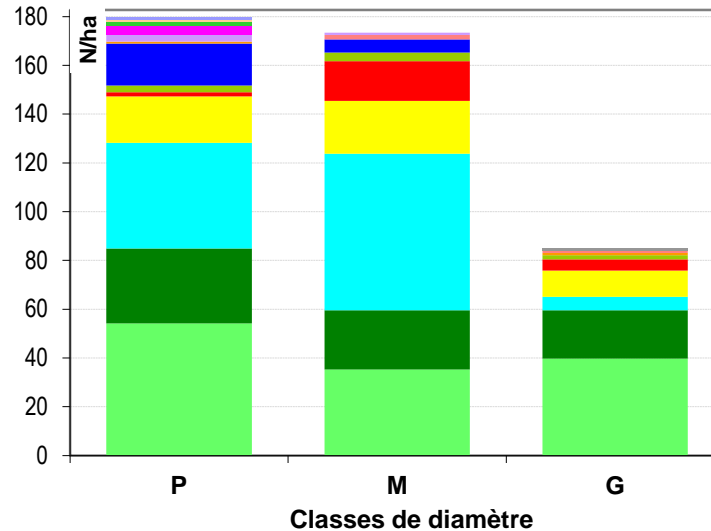


Répartition des essences [% N]



SA (35%)	EP (19%)	SA (29%)	EP (17%)
FR (21%)	HE (12%)	FR (26%)	HE (12%)
CH (6%)	TI (2%)	CH (5%)	TI (2%)
ER (2%)	AN (1%)	ER (5%)	AN (0%)
EN (1%)	TR (1%)	EN (1%)	TR (0%)

### Nb arbres par essence et classes de DHP



### Proportion des petits, moyens et gros bois [% V]

